

IV. MEDICAL CARE AND VITAL STATISTICS

**TABLE 4.1 NUMBER OF HOSPITALS, DISPENSARIES, BEDS
(ALL TYPES) AND MEDICAL PRACTITIONERS**

Item	Unit	as on 1st January			
		1992	1997	1998	1999
Hospitals	(000)	11.2	15.2	15.2	15.5
Dispensaries	(000)	27.4	25.7	25.7	22.9
No.of beds (all types) (1)	(000)	811	893	897	908
Beds per lakh population	(000)	95	94	93	93
Registered medical practitioners	(000)	394	478	497	515
Registered medical practitioners per lakh population	(no.)	47	51	52	53
Registered nurses	(000)	340.2	565.7	607.4	671.4
Registered nurses per lakh population	(no.)	40	61	64	70
Medical college(2)	(no.)	146*	165*	147@	147@
Annual admissions(2)	(no.)	12241	3949#	7652#	7612#

**Source: Central Bureau of Health Intelligence
Directorate General of Health Services**

(1) Includes all types of beds i.e. in hospitals, dispensaries, primary health centres and voluntary organisations etc.

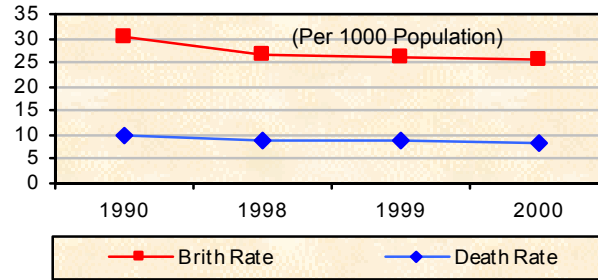
* Total number of medical colleges Include unrecognised medical colleges.

Data not received from 22 Medical Colleges in 1992-93, 103 in 1997-98 and 76 in 1998-99 & 1999-00

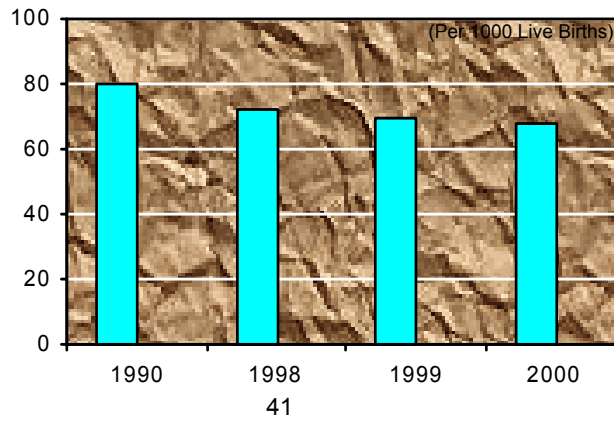
(2) Academic year (e.g. 1992 will relate to 1992-93 etc.)

@ Total Number of registered Medical colleges.

VITAL STATISTICS



INFANT MORTALITY RATE



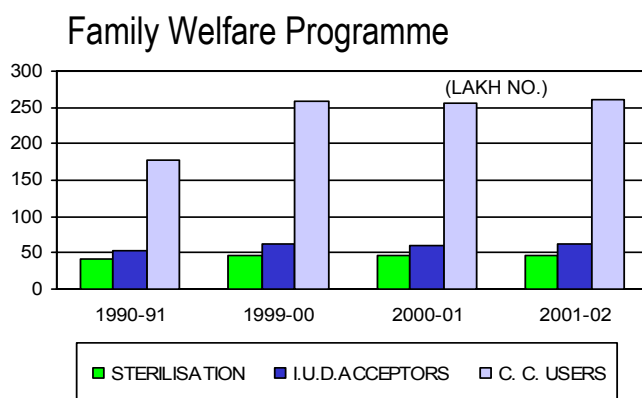
IV. MEDICAL CARE AND VITAL STATISTICS

TABLE 4.2 BIRTH, DEATH AND INFANT MORTALITY RATES

Item	1990	1998	1999	2000
Birth rate (per 1000 population)	30.2	26.4	26.1	25.8
Death rate (per 1000 population)	9.7	9.0	8.7	8.5
Infant mortality rate (per 1000 live births)	80	72	70	68
Expectation of life at birth (1) (in year)	57.9	62.6

Source: Office of the Registrar General, India

(1) The figures shown against 1990 and 1998 relate to the periods 1986-90 and 1995-2000
 Death rate & mortality rate separately have been estimated by using age specific
 mortality rate as revealed by Sample Registration System.
 Note: Data is based on Sample Registration System.



IV. MEDICAL CARE AND VITAL STATISTICS

TABLE 4.3 PROGRESS OF FAMILY WELFARE PROGRAMME

Item	Unit	1990-91	1999-00	2000-01(P)	2001-02(P)
Family welfare centres(1)	000 no.	137.4	144.5
Sterilisation	lakh no.	41.3	45.9	46.7	47.3
IUD acceptors	lakh no.	53.7	62.0	60.3	62.0
Conventional contraceptive acceptors(equivalent users(2))	lakh no.	178.6	258.8	256.1	261.0

Source: Ministry of Health and Family Welfare

(1) Include 192 urban family welfare centres in the year 1990-91 and 650 urban family welfare centres for the year 1995-96 and onwards, which have been reorganised into urban health posts or merged with pilot project centres.

(2) Include equivalent oral pill users as well.